

Create it 

TIP GUIDE

ULTRASONIC BONE
SURGERY



NSK

SURG

- BONE SURGERY P05-P12
- SCRAPER P13-P14
- EXTRACTION P15-P16
- SOCKET LIFT (CRESTAL APPROACH) P17-P20
- IMPLANT PREPARATION P21-P24
- SOCKET LIFT (CRESTAL APPROACH) P25-P26*
- SINUS LIFT P27
- SINUS MEMBRANE DETACHMENT P28

PERIO

- SCALING P29-P31
- PERIO P32
- PERIO-CONTROL P33-P34

ENDO

- ENDODONTICS P35-P36
- TIP KIT P37-P40













*Pictures provided by Yasuhiro Kizu, D.D.S., Ph.D.
OMFC (ORAL & MAXILLOFACIAL CARE CLINIC YOKOHAMA)


VARIOSURG TIP LINEUP

- SURG** SURG mode for bone surgery
- PERIO** PERIO mode for maintenance
- ENDO** ENDO mode for root canal treatment



The tips are designed to preserve tissue, maintain cutting speed and easily cut into bone. Saw like teeth on an uneven blade edge enhances bone cutting. This also reduces clogging to maintain cutting speed.

BONE SURGERY	SCRAPER	EXTRACTION	SOCKET LIFT (CRESTAL APPROACH)
			
IMPLANT PREPARATION	SINUS LIFT	SINUS MEMBRANE DETACHMENT	SCALING
			
PERIO	PERIO-CONTROL	ENDODONTICS	TIP KIT
			

 Washable in the Thermodisinfecter

 Autoclavable

HIGH POWER Tips that correspond to high power can be used up to 150% power setting.

VarioSurg 3

EVOLVED POTENTIAL

Embodying the Pursuit of Perfection

Ultrasonic bone surgery systems are essential in modern surgical and implant treatment. The powerful VarioSurg3 handpiece features a slim and lightweight body that ensures minimal hand fatigue and outstanding visibility. A variety of tips makes procedures easier and stress-free to help provide more precise and efficient treatment.





BONE SURGERY

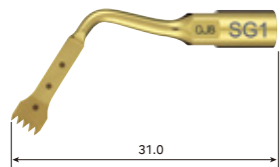
BONE SURGERY

For chin bone harvests, notably for the mental foramen and mandibular ramus. For general bone surgery.

MODEL **SG1** POWER LEVEL **SURG** 80%

MODEL **H-SG1** POWER LEVEL **SURG** 150%



MODEL **SG1A** POWER LEVEL **SURG** 80%



ORDER CODE
Z305101

- TiN coating • Dots mark 3, 6 and 9 mm from tip end
- Five teeth; 0.6 mm thick


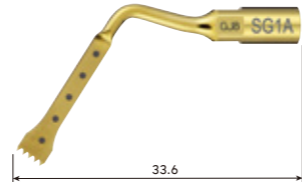
HIGH POWER



ORDER CODE
Z305151

- TiN coating • Dots mark 3, 6 and 9 mm from tip end
- Five teeth; 0.6 mm thick

For use in deeper regions requiring longer tips.



ORDER CODE
Z305138

- TiN coating • Dots mark 3, 6, 9, 12 and 15 mm from tip end
- Five teeth; 0.6 mm thick

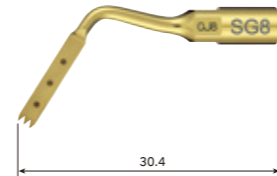
For clinical cases where movement is restricted around the end of the tip.

BONE SURGERY

MODEL **SG8** POWER LEVEL **SURG** 80%

MODEL **H-SG8** POWER LEVEL **SURG** 150%

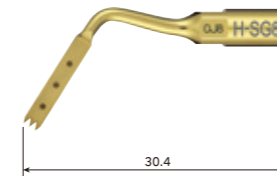
MODEL **SG8A** POWER LEVEL **SURG** 80%



ORDER CODE
Z305109

- TiN coating • Dots mark 3, 6 and 9 mm from tip end
- Three teeth; 0.6 mm thick

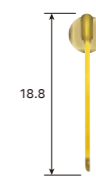
HIGH POWER



ORDER CODE
Z305155

- TiN coating • Dots mark 3, 6 and 9 mm from tip end
- Three teeth; 0.6 mm thick

For use in deeper regions requiring longer tips.



ORDER CODE
Z305139

- TiN coating • Dots mark 3, 6, 9, 12 and 15 mm from tip end
- Three teeth; 0.6 mm thick



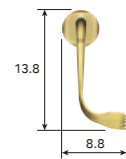
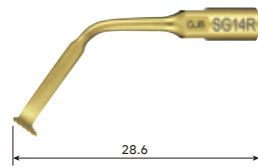
Unilateral anterior mandibular sampling
SG1, H-SG1, SG1A

BONE SURGERY

BONE SURGERY

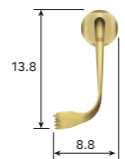
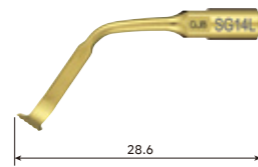
For harvesting bone from the mandibular ramus.

MODEL **SG14R** POWER LEVEL **SURG** 80%



ORDER CODE
Z305122

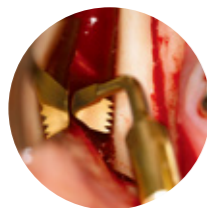
MODEL **SG14L** POWER LEVEL **SURG** 80%



ORDER CODE
Z305123

- TiN coating • 90 degree right curved tip*
- Five teeth; 0.6 mm thick

- TiN coating • 90 degree left curved tip*
- Five teeth; 0.6 mm thick



Anterior mandibular harvesting
SG14R, SG14L

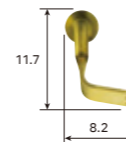
* The direction of the tip's curve is defined by the tip's anterior view.

BONE SURGERY

For harvesting bone from the mandibular ramus.

MODEL **H-SG8R** POWER LEVEL **SURG** 150%

HIGH POWER

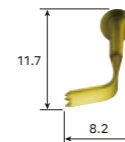



ORDER CODE
Z305156

- TiN coating • 90 degree right curved tip*
- Three teeth; 0.6 mm thick

MODEL **H-SG8L** POWER LEVEL **SURG** 150%

HIGH POWER



ORDER CODE
Z305157

- TiN coating • 90 degree left curved tip*
- Three teeth; 0.6 mm thick

* The direction of the tip's curve is defined by the tip's anterior view.

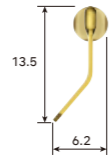
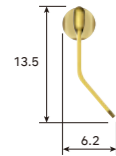
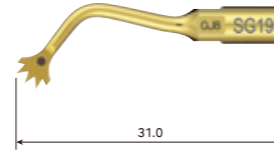
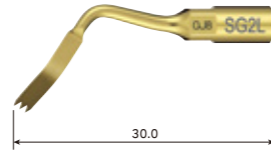
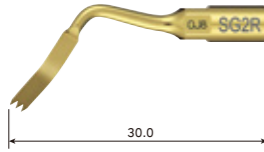
BONE SURGERY

For excisions in areas with inclines or projections or which are otherwise hard to access with SG1 and other regular tips.

MODEL **SG2R** POWER LEVEL **SURG** 80%

MODEL **SG2L** POWER LEVEL **SURG** 80%

MODEL **SG19** POWER LEVEL **SURG** 80%



ORDER CODE
Z305102

ORDER CODE
Z305103

ORDER CODE
Z305135

- TiN coating • Right curved tip*
- Three teeth; 0.6 mm thick

- TiN coating • Left curved tip*
- Three teeth; 0.6 mm thick

- TiN coating • Dot mark 3 mm from tip end
- Five teeth; 0.8 mm thick



Excision of bone torus
SG2R, SG2L



Mandibular harvesting at approach stage
SG19

For regions that are hard to access with regular tips, notably the posterior mandible or curved areas.

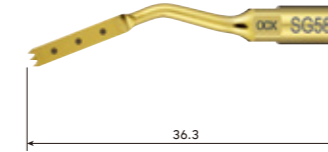
BONE SURGERY

MODEL **SG30** POWER LEVEL **SURG** 50%

MODEL **SG58** POWER LEVEL **SURG** 80%

For narrow cutting to reduce bone loss. Also suitable for corticotomies.

For removing tori on the posterior mandible or mandibular lingual surface.



ORDER CODE
Z305137

ORDER CODE
Z305141

- TiN coating • Sharp edge • 0.5 mm thick

- TiN coating • Dots mark 3, 6 and 9 mm from tip end
- Three teeth; 0.6 mm thick



Alveolar crestal incision for harvesting bone (when narrowing bone cuts)
SG30



The cutting part is bone torus
SG58

* The direction of the tip's curve is defined by the tip's anterior view.

SCRAPER



For flattening the alveolar crest or harvesting bone fragments. **SCRAPER**

MODEL **SG3**

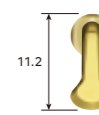
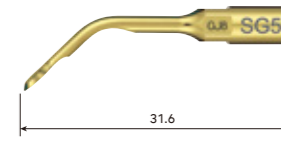
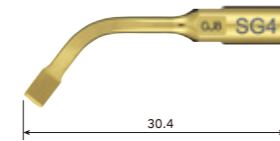
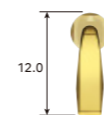
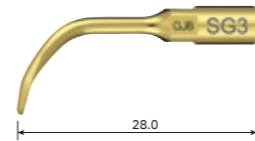
POWER LEVEL **SURG** 80%

MODEL **SG4**

POWER LEVEL **SURG** 80%

MODEL **SG5**

POWER LEVEL **SURG** 80%



ORDER CODE

Z305104

ORDER CODE

Z305105

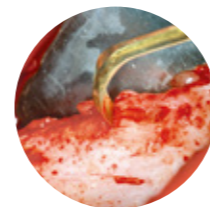
ORDER CODE

Z305106

- TiN coating • Triple sided edge spatula tip
- Single-edged scraper

- TiN coating • Edge spatula tip
- Double-edged scraper

- TiN coating • Rounded edge spatula tip
- Single-edged scraper



Alveolar crest flattening
SG3



Osteoplasties
SG5



EXTRACTION

Ruptures the periodontal ligament to streamline suture removal. Also effective in extracting ankylosed teeth.

EXTRACTION

MODEL **SG17**

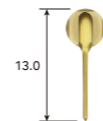
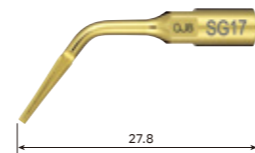
POWER LEVEL **SURG** 80%

MODEL **SG18R**

POWER LEVEL **SURG** 50%

MODEL **SG18L**


POWER LEVEL **SURG** 50%



ORDER CODE

Z305132

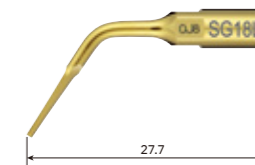
• TiN coating • 0.7 mm thick



ORDER CODE

Z305133

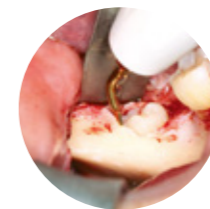
• TiN coating • Right angled tip* • 0.7 mm thick



ORDER CODE

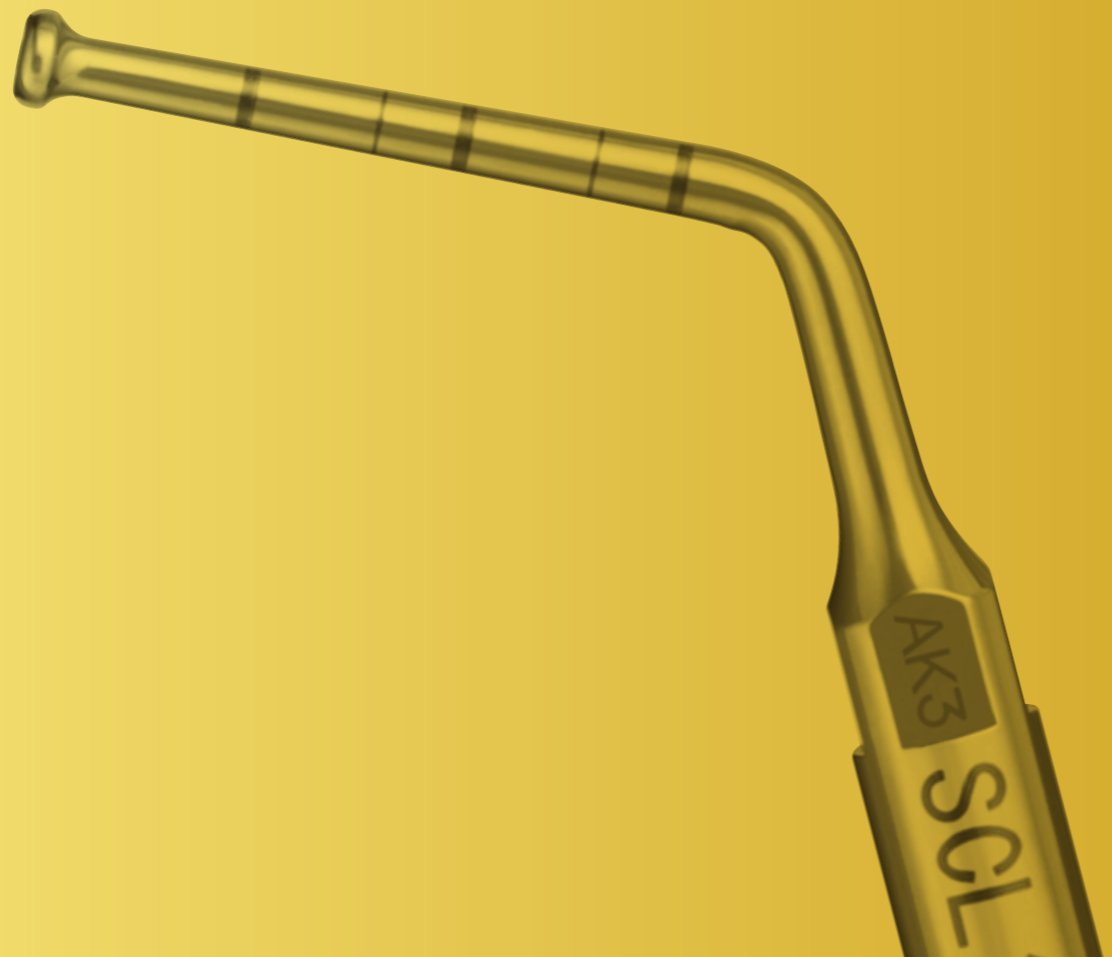
Z305134

• TiN coating • Left angled tip* • 0.7 mm thick



Extraction
SG17, SG18R, SG18L

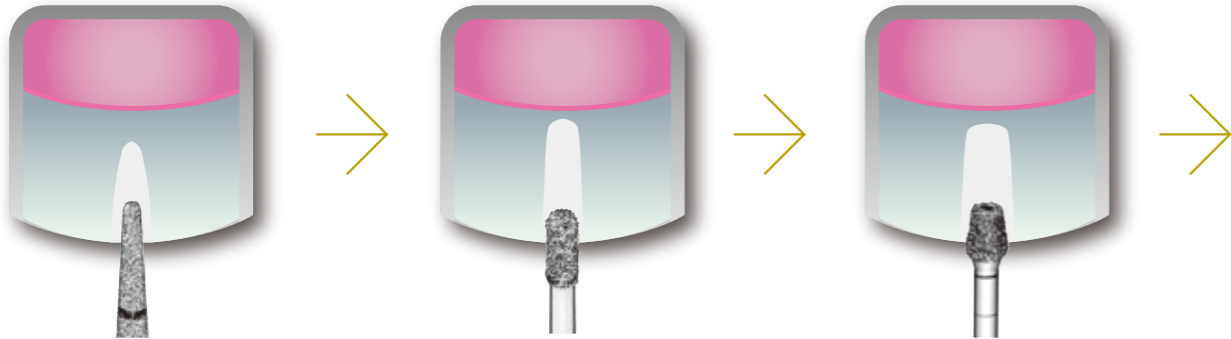
* The direction of the tip's angle is defined by the tip's anterior view.



**SOCKET LIFT
(CRESTAL APPROACH)**

SOCKET LIFT (CRESTAL APPROACH) Socket lift procedures.

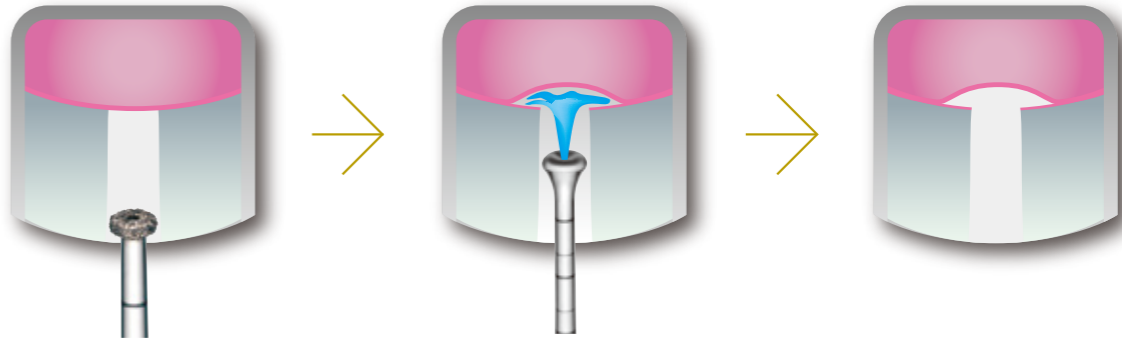
The socket lift tip enhances the safety of procedures, being less invasive and enabling sinus lifts with short chair times. Osteotomy with ultrasonic vibration reduces the risk of damage to the Schneiderian membrane. Eliminating hammering taps through the osteotome technique reduces patient discomfort and potential dizziness.



A starting point is added to trigger bone formation.

Bone formation to prepare implant site.

Implant site expansion and formation.



Maxillary sinus perforation and bone formation on alveolar ridge.

Reliably elevate the maxillary sinus membrane with internal irrigation.


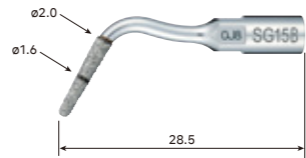
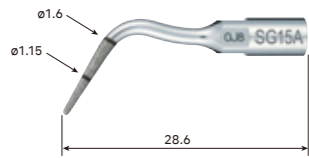
Forms implant preparation site once maxillary sinus membrane is elevated.

IMPLANT PREPARATION

For preparation of implant sites, adding starting points, and other steps.

MODEL **SG15A** POWER LEVEL **SURG** 50%

MODEL **SG15B** POWER LEVEL **SURG** 50%



ORDER CODE
Z305124

ORDER CODE
Z305125

- Diamond coating • Tip-end diameter; 0.7 mm
- Markings every 5 mm and 10 mm from tip end

- Diamond coating • Tip-end diameter; 1.3 mm
- Markings every 5 mm and 10 mm from tip end



Implant preparation
SG15A, SG15B

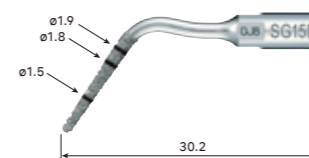
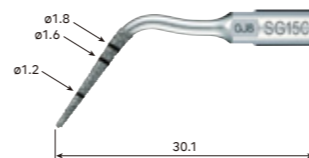


IMPLANT PREPARATION

For preparation of implant sites, flattening bone surfaces, and other steps.

MODEL **SG15C** POWER LEVEL **SURG** 50%

MODEL **SG15D** POWER LEVEL **SURG** 50%



ORDER CODE
Z305126

ORDER CODE
Z305127

- Diamond coating • Tip-end diameter; 0.9 mm
- Markings every 5 mm, 10 mm and 12 mm from tip end

- Diamond coating • Tip-end diameter; 1.3 mm
- Marking every 5 mm, 10 mm and 12 mm from tip end



Implant preparation
SG15C, SG15D


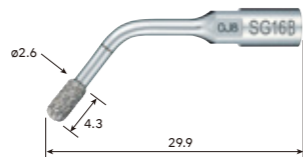
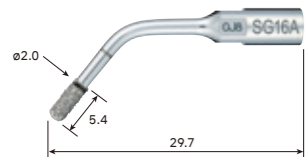


IMPLANT PREPARATION

For expanding and forming implant preparation site when approaching from the alveolar crest.

MODEL **SG16A** POWER LEVEL **SURG** 50%

MODEL **SG16B** POWER LEVEL **SURG** 50%



ORDER CODE
Z305128

ORDER CODE
Z305129

- Diamond coating • Diameter; 2.0 mm
- Markings every 5 mm and 10 mm from tip end

- Diamond coating • Diameter; 2.6 mm
- Markings every 5 mm and 10 mm from tip end



Implant preparation
SG16A



Implant preparation
SG16B



For expanding and forming implant preparation site when approaching from the alveolar crest.

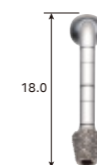

IMPLANT PREPARATION

MODEL **SCL2D** POWER LEVEL **SURG** 50%

MODEL **SCL4D** POWER LEVEL **SURG** 80%

INTERNAL IRRIGATION

INTERNAL IRRIGATION



ORDER CODE
Z305182

ORDER CODE
Z305184

- Diamond coating

- Diamond coating



Implant preparation site depth can be measured using markings on the tip.



Formation of implant preparation site
SCL2D, SCL4D

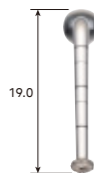
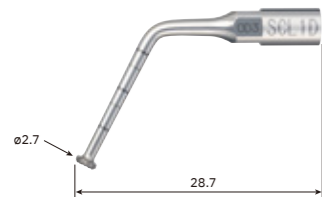


SOCKET LIFT (CRESTAL APPROACH)

For procedures such as osteotomy of maxillary sinus approaching from the alveolar crest and implant preparation site adjustments.

MODEL **SCL1D** POWER LEVEL **SURG** 80%

INTERNAL IRRIGATION



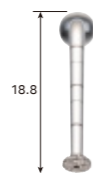
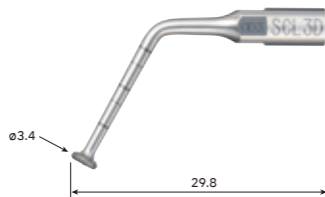
ORDER CODE

Z305171

• Diamond coating

MODEL **SCL3D** POWER LEVEL **SURG** 80%

INTERNAL IRRIGATION




ORDER CODE

Z305173

• Diamond coating

MODEL **SCL5D** POWER LEVEL **SURG** 80%

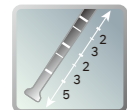
INTERNAL IRRIGATION



ORDER CODE

Z305175

• Diamond coating



Implant preparation site depth can be measured using markings on the tip.



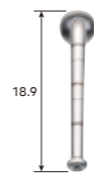
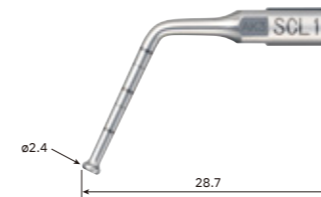
Cutting the cavity floor of implant preparation site
SCL1D, SCL3D, SCL5D



Elevating the sinus membrane with internal irrigation approaching from alveolar crest. SOCKET LIFT (CRESTAL APPROACH)

MODEL **SCL1** POWER LEVEL **SURG** 50%

INTERNAL IRRIGATION

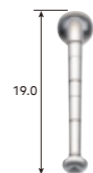
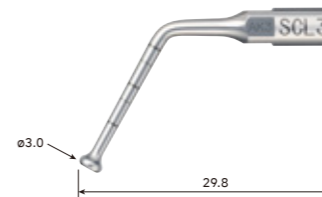


ORDER CODE

Z305170

MODEL **SCL3** POWER LEVEL **SURG** 50%

INTERNAL IRRIGATION

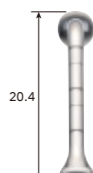
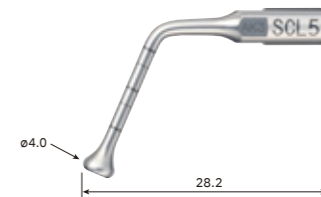


ORDER CODE

Z305172

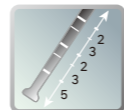
MODEL **SCL5** POWER LEVEL **SURG** 50%

INTERNAL IRRIGATION

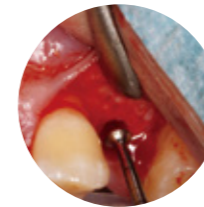


ORDER CODE

Z305174



Implant preparation site depth can be measured using markings on the tip.



Before the mucous membrane of maxillary sinus is elevated
SCL1, SCL3, SCL5



SINUS LIFT

For bone fenestration and bone formations.

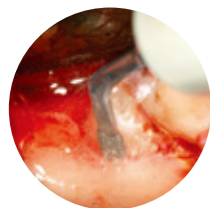
MODEL **SG6D** POWER LEVEL **SURG** 80%

MODEL **SG7D** POWER LEVEL **SURG** 50%

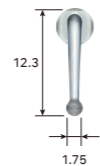
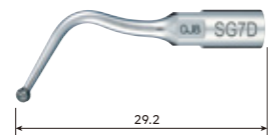


ORDER CODE
Z305107

• Diamond coating



Avulsion of wisdom teeth and impacted teeth
SG6D



ORDER CODE
Z305108

• Diamond coating



Lateral maxillary posterior bone augmentation
SG7D

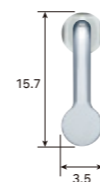
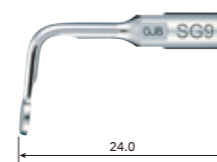
SINUS MEMBRANE DETACHMENT

For detachment and elevation of the maxillary sinus membrane.

MODEL **SG9** POWER LEVEL **SURG** 50%

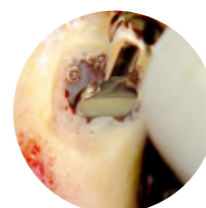
MODEL **SG10** POWER LEVEL **SURG** 50%

MODEL **SG11** POWER LEVEL **SURG** 50%

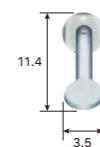
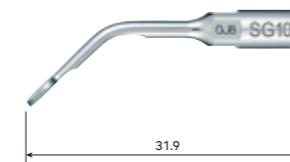


ORDER CODE
Z305110

• Flat circular convex elevator • Angled at 90°

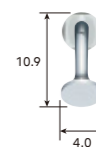


Sinus membrane detachment
SG9, SG10



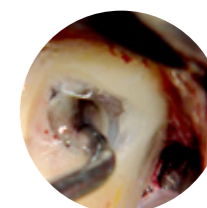
ORDER CODE
Z305111

• Flat circular convex elevator • Angled at 135°

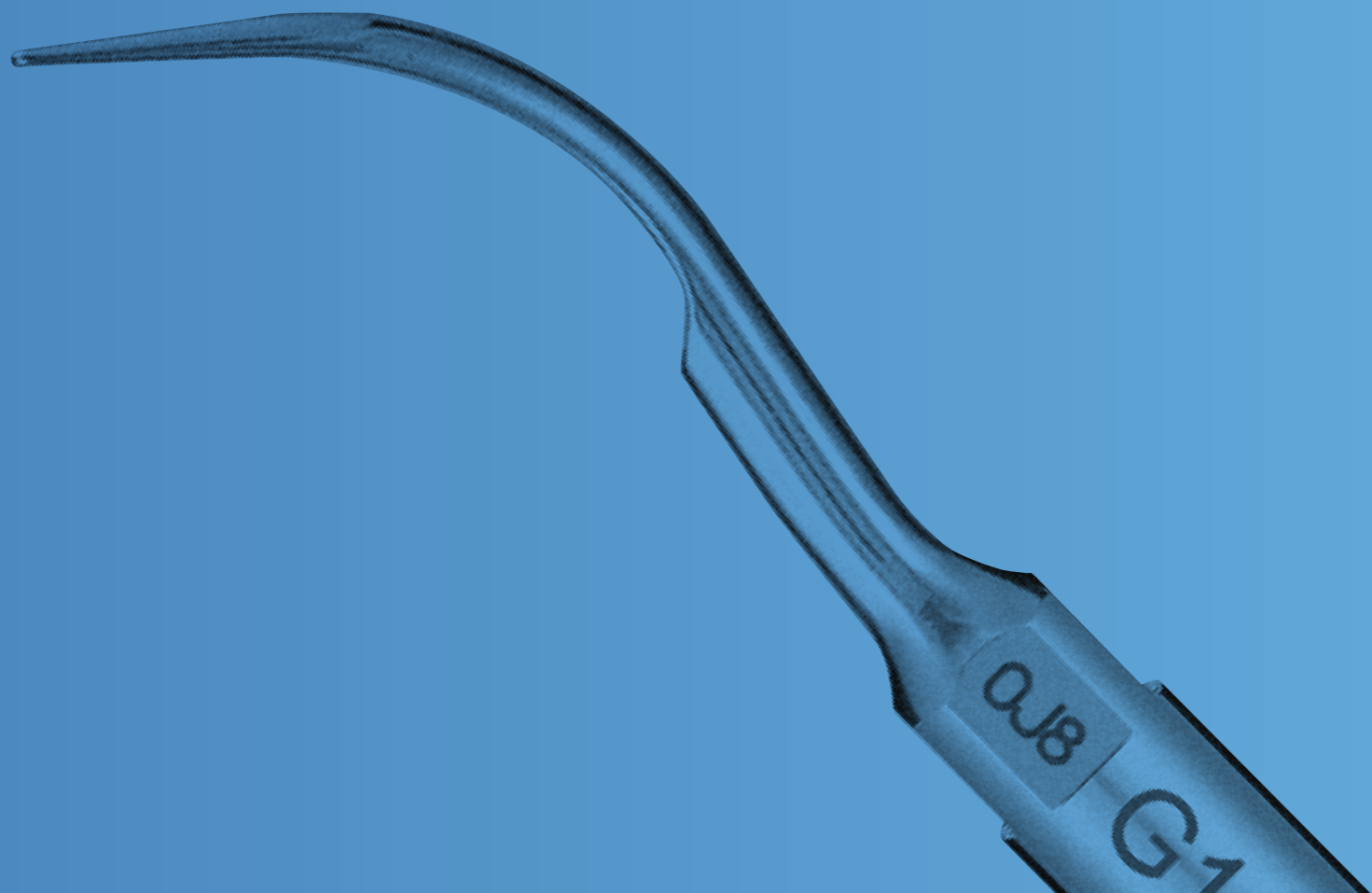


ORDER CODE
Z305112

• Cone compressor



Sinus membrane elevation
SG11

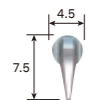


SCALING

SCALING

Removal of supra gingival tartar, tartar narrow interdental space, marginal gingival calculus.

MODEL **G1-S** POWER LEVEL **SURG** 50%



ORDER CODE
Z305113

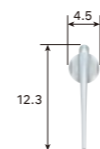
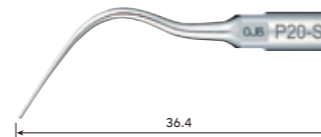


Single rooted / Multi rooted
G1-S

PERIO

Removal of gingival biofilm.

MODEL **P20-S** POWER LEVEL **PERIO** 100%



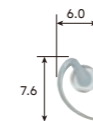

ORDER CODE
Z305114



Single rooted / Multi rooted
P20-S

MODEL **P25R-S** POWER LEVEL **PERIO** 100%

Removal of Biofilm furcation area.



ORDER CODE
Z305115


* Right curved type*



Single rooted / Multi rooted
P25R-S, P25L-S

MODEL **P25L-S** POWER LEVEL **PERIO** 100%

Removal of Biofilm furcation area.



ORDER CODE
Z305116

* Left curved type*


* The direction of the tip's curve is defined by the tip's anterior view.

MODEL **V10-S** POWER LEVEL **PERIO** 100%

MODEL **V-P10**



For the maintenance of prostheses and implants. Produced from special material to allow safe debridement without causing damage to metals and implants.



ORDER CODE
Z305117

ORDER CODE
Y900184

- Includes E-Tip replacement wrench
- Plastic Tip is not included

- Pack of 3
- V10-S holder is not included



V-P10

MODEL **V-P11R**

MODEL **V-P11L**

MODEL **V-P12**

Double bent tips. This tip is extra long to easily access difficult to reach areas and to avoid interference with neighbouring teeth or contours.

A longer version of the popular V-P10 tip.



ORDER CODE
Y1002165

ORDER CODE
Y1002166

ORDER CODE
Y1002167

- Pack of 3 • Right curved type*
- V10-S holder is not included

- Pack of 3 • Left curved type*
- V10-S holder is not included

- Pack of 3
- V10-S holder is not included




V-P11R, V-P11L



V-P12

■ V-P11R/L, V-P12 can be used only for VarioSurg 3 * The direction of the tip's curve is defined by the tip's anterior view.




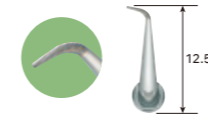
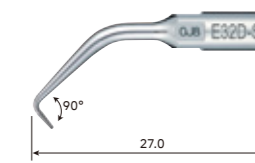
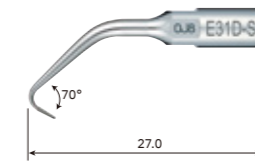
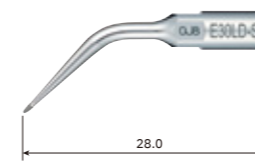
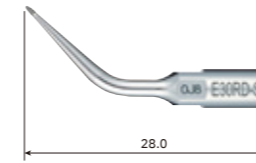
ENDODONTICS



The microscopic diamond coated tip allows effective removal of dentin at the apex.

ENDODONTICS

MODEL **E30RD-S** POWER LEVEL ENDO 50% MODEL **E30LD-S** POWER LEVEL ENDO 50% MODEL **E31D-S** POWER LEVEL ENDO 50% MODEL **E32D-S** POWER LEVEL ENDO 50%



ORDER CODE

Z305118

ORDER CODE

Z305119

ORDER CODE

Z305120

ORDER CODE

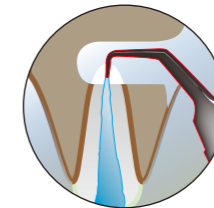
Z305121

- Diamond coating
- For posterior teeth (right angled*)


- Diamond coating
- For posterior teeth (left angled*)

- Diamond coating
- For anterior and posterior teeth (70°)

- Diamond coating
- For anterior teeth (90°)



* The direction of the tip's angle is defined by the tip's anterior view.



TIP KIT

TIP KIT

MODEL Basic H-S Kit

Contents

- H-SG1, SG3, SG5, SG6D, SG7D, SG11
- Tip holder



ORDER CODE

Y1002775

BONE SURGERY

SINUS LIFT

SCRAPER

SINUS MEMBRANE DETACHMENT

MODEL Bone Cut Kit

Contents

- SG1, SG2R, SG4, SG2L, SG6D
- Tip holder



ORDER CODE

Y900688

BONE SURGERY

MODEL Sinus Lift Kit

Contents

- SG1, SG3, SG6D, SG9, SG10, SG11
- Tip holder



ORDER CODE

Y900689

SINUS LIFT

MODEL Endo-S Kit

Contents

- G1-S, E30RD-S, E30LD-S, E31D-S, E32D-S
- Tip holder



ORDER CODE

Y900691

ENDODONTICS

MODEL Implant Preparation Kit

Contents

- SG15A, SG15B, SG16A, SG16B
- Tip holder



ORDER CODE

Y900774

IMPLANT PREPARATION

MODEL Socket Lift (CRESTAL APPROACH) Kit for Regular Size Implant

Contents

- SCL1D, SCL2D, SCL1
- VS Tip Wrench • Tip holder • Manual



ORDER CODE

Y1002841

SOCKET LIFT (CRESTAL APPROACH)

MODEL Socket Lift (CRESTAL APPROACH) Kit for Wide Size Implant

Contents

- SCL2D, SCL3D, SCL4D, SCL3
- VS Tip Wrench • Tip holder • Manual



ORDER CODE

Y1002842

SOCKET LIFT (CRESTAL APPROACH)

VarioSurg 3

Advantages

- Super slim handpiece with LED
- Extensive tip range for a wide range of applications
- Link 2 system with Surgic Pro2 (implant motor)



Complete Set

Optic	MODEL	ORDER CODE
●	VarioSurg3 (230V)	Y1002726

Contents

- Control Unit • LED Handpiece with 2m cord • FC-78 Foot Control
- Sterilization Cassette • Handpiece Stand
- Irrigation tube (5 pcs.) and other accessories
- Basic H-S Kit (H-SG1, SG3, SG5, SG6D, SG7D, SG11 and Tip holder)

Complete Set without Foot Control

Optic	MODEL	ORDER CODE
●	VarioSurg3 (230V) Non FT	Y1002248

Contents

- Control Unit • LED Handpiece with 2m cord • Sterilization Cassette
- Handpiece Stand • Irrigation tube (5 pcs.) and other accessories
- Basic H-S Kit (H-SG1, SG3, SG5, SG6D, SG7D, SG11 and Tip holder)

Specifications (Control Unit)

- Frequency : 28-32 kHz
- Power Supply : 230V 50/60 Hz
- Irrigation Flow Rate : 10-75 mL / min
- Programs : SURG x 5, ENDO x 2, PERIO x 2
- Dimensions : W 265 x D 220 x H 103 mm

NAKANISHI INC. www.nsk-dental.com
700 Shimohinata, Kanuma, Tochigi 322-8666, Japan

NSK Oceania Pty. Ltd. www.australia.nsk-dental.com
Unit 12, 809-821 Botany Road, Rosebery NSW 2018, Australia

NSK Oceania Ltd. www.new-zealand.nsk-dental.com
Ground Floor, Suite D, 272 Parnell Road, Parnell, Auckland 1052, New Zealand

Specifications are subject to change without notice.